

Signify Classified - Internal  
Cooper Lighting Solutions Photometric Lab  
1121 Highway 74 South  
Peachtree City, GA 30269



Scaled data based on original data using  
LM-79-08 Approved Method: Electrical and Photometric Measurements of Solid-  
State Lighting Products

Test Report Prepared for  
Cooper Lighting Solutions  
(formerly Eaton)

Brand: INVUE

Report Number: P880320

Luminaire Tested: **EMM2-HTN-VA5-830-U-WQ**

Issue Date: 10/01/2024



**Test Information**

Test Method: LM-79-08  
Report Number: P880320  
Test Lab: INNOVATION CENTER(G3)  
Issue Date: 10/01/2024  
Manufacturer: COOPER LIGHTING SOLUTIONS (FORMERLY EATON)  
Product Line: INVUE  
Catalog Number: EMM2-HTN-VA5-830-U-WQ  
Description: EPIC MODERN TALL HOUSING 5W 80CRI 3000K VISUAL COMFORT FIXTURE w/  
TYPE V WIDE DISTRIBUTION OPTIC  
Light Source: (1) 3000K CCT, 80 CRI LEDS  
Ballast/Driver: ELECTRONIC DRIVER

**Summary**

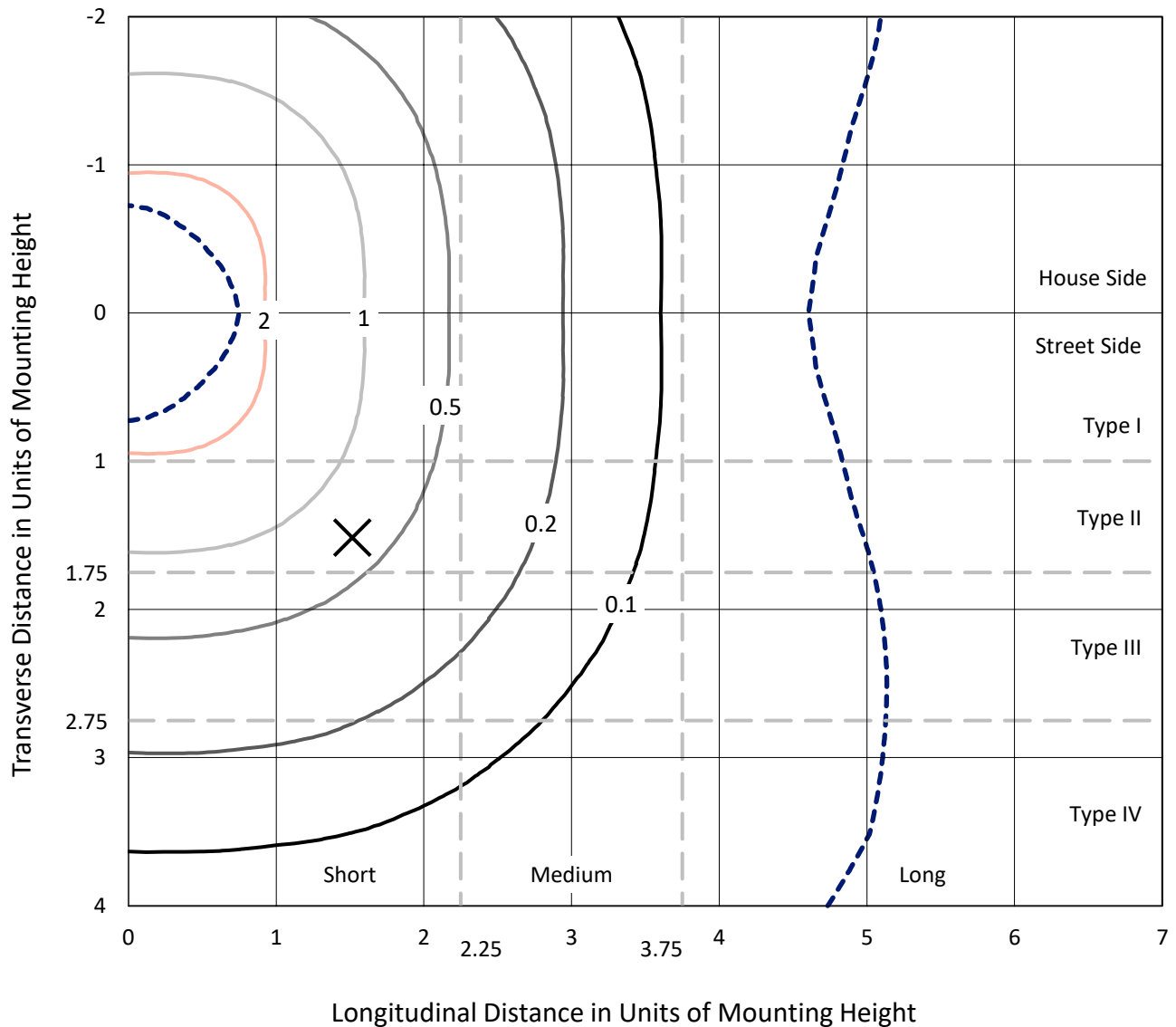
Lumens per Lamp: N/A  
Luminaire Lumens: 7209.7 lumens  
Efficiency: N/A  
Efficacy: 92.4 lumens/watt  
Luminous Opening: Circular (Dia: 1.12' x H: 0')  
IES Classification: Type V - Short  
BUG Rating: B3 - U0 - G2

Input Watts (W): 78  
Input Voltage (V): 120  
Input Current (Ain): NR  
Voltage Rise (V): NR  
Power Factor: 0.99  
Total Harmonic Distortion (THDi): 6%  
Frequency (hertz): 60  
Stabilization Time: NR  
Operation Time: NR  
Ambient Temperature (°C): NR  
Test Distance: 24 FT

REPORT NUMBER: P880320  
 CATALOG NUMBER: EMM2-HTN-VA5-830-U-WQ

### Iso-Footcandle Lines of Horizontal Illumination

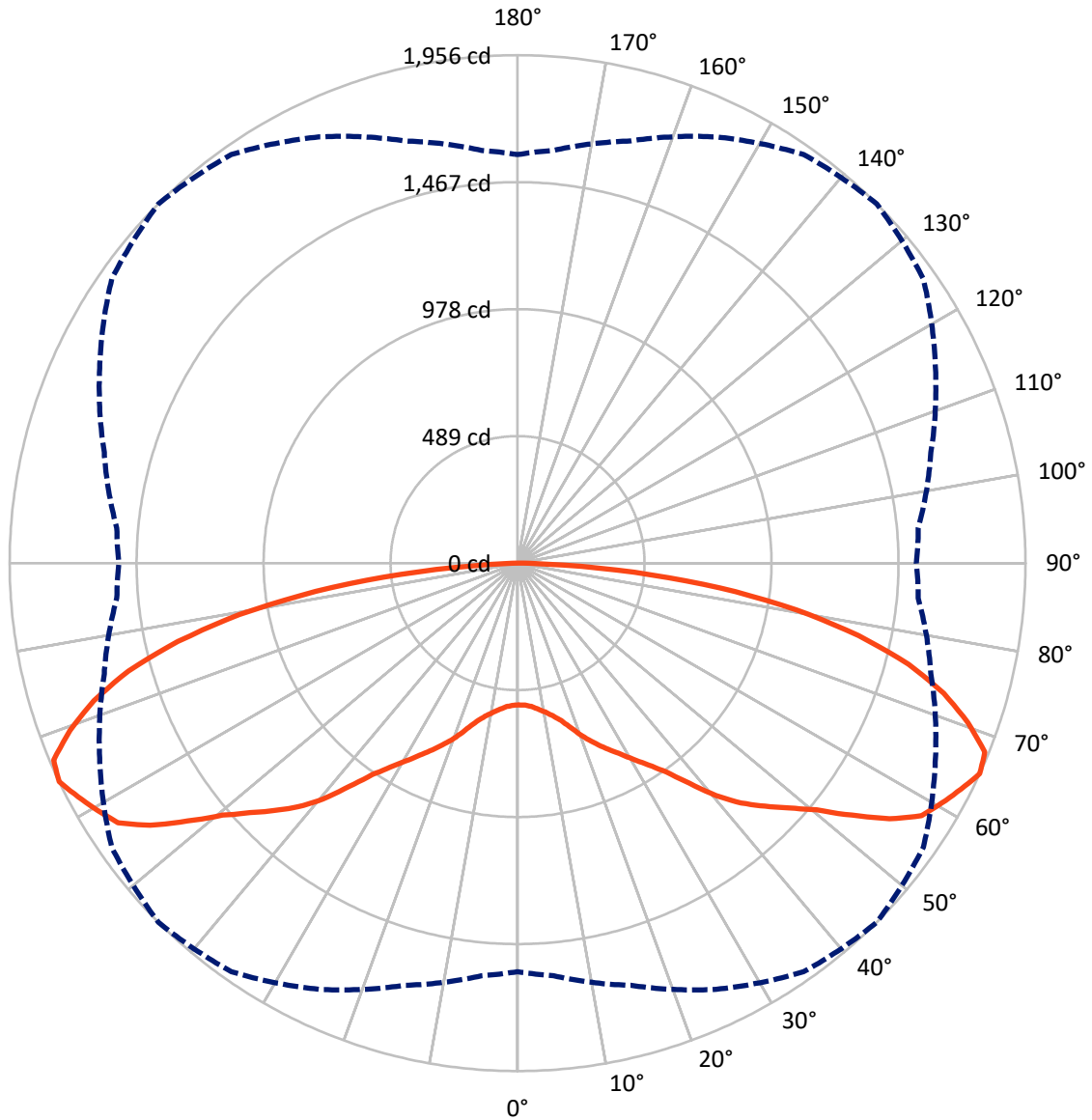
× Max cd  
 - - - 1/2 Max cd



Based on 15 foot mounting height. Maximum calculated value = 2.6 fc  
 Type V - Short - N/A

REPORT NUMBER: P880320  
CATALOG NUMBER: EMM2-HTN-VA5-830-U-WQ

### Luminous Intensity Polar Plot



— Vertical Plane Through 45-Deg Lateral    - - - Horizontal Cone Through 65-Deg Vertical

REPORT NUMBER: P880320  
 CATALOG NUMBER: EMM2-HTN-VA5-830-U-WQ

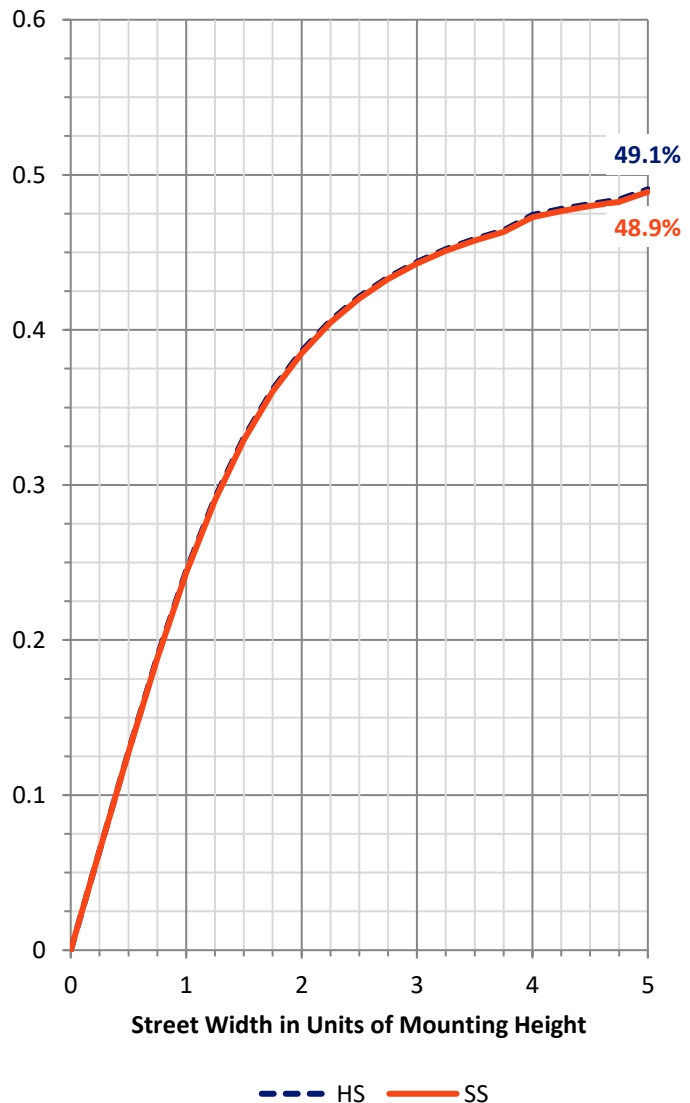
**FLUX DISTRIBUTION:**

		Downward	Upward	Total
<b>House Side</b>	Lumens	3604.8	0.0	3604.8
	% Fixture	50.0	0.0	50.0
<b>Street Side</b>	Lumens	3604.8	0.0	3604.8
	% Fixture	50.0	0.0	50.0
<b>Total</b>	Lumens	7209.7	0.0	7209.7
	% Fixture	100.0	0.0	100.0

**Coefficient of Utilization**

**ZONAL LUMENS:**

Zone	Lumens	% Fixture
0°-10°	53.9	0.7
10°-20°	181.4	2.5
20°-30°	364.5	5.1
30°-40°	616.9	8.6
40°-50°	986.3	13.7
50°-60°	1424.5	19.8
60°-70°	1715.3	23.8
70°-80°	1421.0	19.7
80°-90°	445.9	6.2
90°-100°	0.0	0.0
100°-110°	0.0	0.0
110°-120°	0.0	0.0
120°-130°	0.0	0.0
130°-140°	0.0	0.0
140°-150°	0.0	0.0
150°-160°	0.0	0.0
160°-170°	0.0	0.0
170°-180°	0.0	0.0
0°-90°	7209.7	100.0
0°-180°	7209.7	100.0



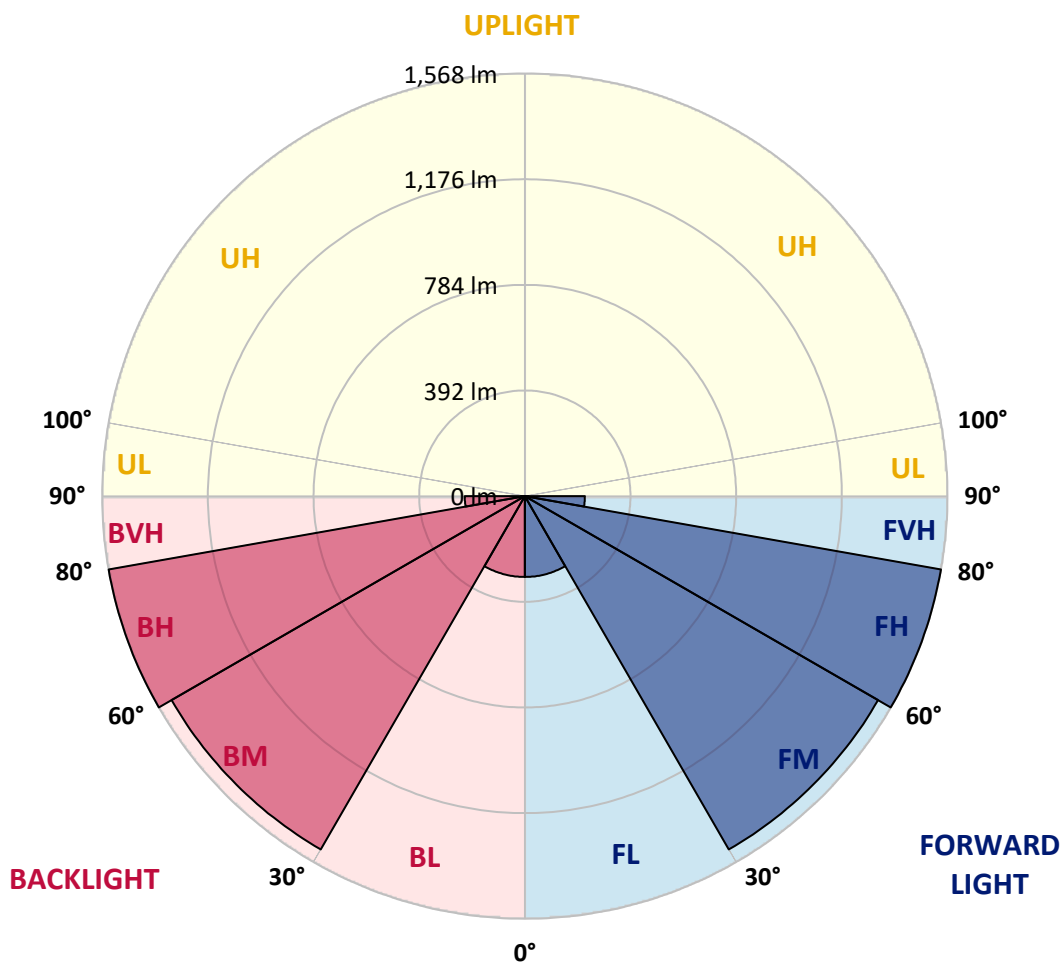
REPORT NUMBER: P880320  
 CATALOG NUMBER: EMM2-HTN-VA5-830-U-WQ

**LUMINAIRE CLASSIFICATION SYSTEM LUMEN TABLE AND BUG RATING:**

Zone	Lumens	% Fixture	Zone Rating/Lumen Limit		
			B	U	G
FL (0°-30°)	299.9	4.2			
FM (30°-60°)	1513.8	21.0			
FH (60°-80°)	1568.2	21.8			G1/1800
FVH (80°-90°)	222.9	3.1			G2/225
BL (0°-30°)	299.9	4.2	B1/500		
BM (30°-60°)	1513.8	21.0	B2/2500		
BH (60°-80°)	1568.2	21.8	B3/2500		G1/1800
BVH (80°-90°)	222.9	3.1			G2/225
UL (90°-100°)	0.0	0.0		U0/0	
UH (100°-180°)	0.0	0.0		U0/0	

**BUG Rating: B3-U0-G2**

Type V Short





REPORT NUMBER: P880320

CATALOG NUMBER: EMM2-HTN-VA5-830-U-WQ

**CANDELA DISTRIBUTION (FULL):**

	0°	5°	15°	25°	35°	45°	55°	65°	75°	85°	90°
0°	545.7	545.7	545.7	545.7	545.7	545.7	545.7	545.7	545.7	545.7	545.7
2.5°	547.9	547.9	547.9	547.9	547.9	547.9	547.9	547.9	547.9	547.9	547.9
5°	556.7	556.7	556.7	554.5	554.5	554.5	556.7	556.7	556.7	556.7	556.7
7.5°	567.7	567.7	567.7	567.7	567.7	567.7	565.5	565.5	565.5	565.5	567.7
10°	583.1	585.3	585.3	583.1	583.1	583.1	580.9	580.9	583.1	583.1	580.9
12.5°	605.1	605.1	605.1	605.1	602.9	602.9	602.9	602.9	602.9	602.9	602.9
15°	629.3	629.3	629.3	629.3	629.3	629.3	629.3	629.3	627.1	624.9	624.9
17.5°	660.1	657.9	662.3	660.1	664.5	666.7	662.3	660.1	657.9	655.7	653.5
20°	697.5	699.7	704.1	706.3	708.5	710.7	704.1	701.9	697.5	695.3	693.1
22.5°	741.5	741.5	745.9	745.9	750.3	750.3	748.1	741.5	737.1	737.1	734.9
25°	778.9	781.1	785.5	785.5	789.9	789.9	787.7	783.3	776.7	772.3	770.1
27.5°	818.5	818.5	820.7	827.3	829.5	829.5	827.3	820.7	811.9	807.5	807.5
30°	855.9	858.1	860.3	869.1	873.5	875.7	866.9	860.3	849.3	844.9	844.9
32.5°	899.9	899.9	904.3	917.5	924.1	926.3	917.5	906.5	893.3	884.5	884.5
35°	948.3	946.1	959.3	972.5	987.9	987.9	981.3	963.7	943.9	932.9	930.7
37.5°	1012.1	1014.3	1027.5	1051.7	1075.9	1075.9	1069.3	1038.5	1016.5	996.7	992.3
40°	1086.9	1089.1	1113.3	1141.9	1168.3	1177.1	1163.9	1133.1	1095.7	1067.1	1064.9
42.5°	1150.7	1159.5	1183.7	1223.4	1249.8	1263.0	1243.2	1208.0	1166.1	1133.1	1126.5
45°	1212.4	1221.2	1252.0	1293.8	1326.8	1335.6	1318.0	1276.2	1227.8	1192.6	1188.1
47.5°	1269.6	1278.4	1309.2	1364.2	1399.4	1408.2	1392.8	1344.4	1285.0	1249.8	1245.4
50°	1322.4	1342.2	1379.6	1439.0	1489.6	1494.0	1472.0	1414.8	1353.2	1304.8	1298.2
52.5°	1395.0	1403.8	1456.6	1535.8	1593.0	1612.8	1577.6	1516.0	1425.8	1368.6	1357.6
55°	1483.0	1487.4	1544.6	1637.0	1711.8	1738.2	1694.2	1615.0	1511.6	1454.4	1445.6
57.5°	1533.6	1553.4	1619.4	1718.4	1799.8	1835.0	1793.2	1689.8	1588.6	1516.0	1496.2
60°	1555.6	1575.4	1648.0	1766.8	1854.8	1876.8	1846.0	1744.8	1612.8	1531.4	1518.2
62.5°	1577.6	1597.4	1670.0	1799.8	1885.6	1916.4	1868.0	1777.8	1634.8	1555.6	1538.0
65°	1573.2	1595.2	1683.2	1810.8	1920.8	1956.0	1907.6	1775.6	1648.0	1549.0	1535.8
67.5°	1529.2	1549.0	1641.4	1782.2	1903.2	1940.6	1887.8	1751.4	1608.4	1507.2	1491.8
70°	1441.2	1465.4	1555.6	1709.6	1821.8	1839.4	1799.8	1676.6	1527.0	1419.2	1399.4
72.5°	1322.4	1346.6	1439.0	1597.4	1685.4	1716.2	1672.2	1566.6	1414.8	1304.8	1287.2
75°	1181.5	1197.0	1282.8	1432.4	1527.0	1555.6	1522.6	1408.2	1254.2	1166.1	1146.3
77.5°	1016.5	1038.5	1115.5	1241.0	1315.8	1342.2	1311.4	1230.0	1086.9	1012.1	996.7
80°	798.7	825.1	895.5	990.1	1069.3	1089.1	1062.7	974.7	884.5	803.1	785.5
82.5°	576.5	583.1	646.9	715.1	774.5	785.5	765.7	717.3	622.7	567.7	543.5
85°	301.4	310.2	356.4	407.1	444.5	451.1	442.3	389.4	358.6	308.0	288.2
87.5°	68.2	70.4	83.6	92.4	112.2	110.0	116.6	92.4	88.0	72.6	63.8
90°	0.0	0.0	0.0	0.0	0.0	0.0	0.0	0.0	0.0	0.0	0.0

Cooper Lighting Solutions Photometric Lab  
1121 Highway 74 South  
Peachtree City, GA 30269



LM-79-2019: Approved Method: Electrical and Photometric Measurements of Solid-State Lighting Products

Report Prepared for

Cooper Lighting Solutions

Streetworks

Report Number: SP1-2407-176-7

Test Date: 09/27/2024

Luminaire Tested: MEM2-HTN-VA-30-830-U-WQ

Data in this report applies to families of products including MEM2-HTN-VA-30-830-U-WQ



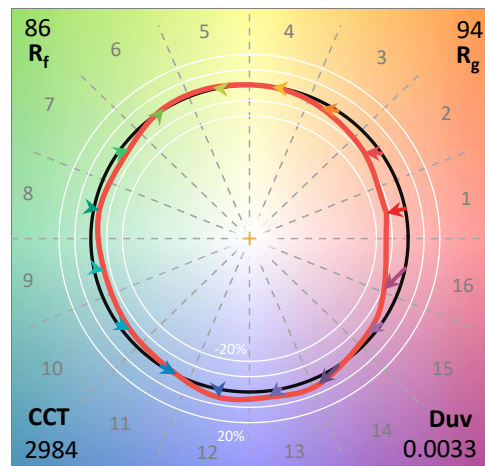
**Test Information**

Test Method: LM-79-2019  
 Report Number: SP1-2407-176-7  
 Test Lab: COOPER LIGHTING SOLUTIONS  
 Photometer: SP1 - 76IN SPHERE  
 Measurement Geometry: 4π  
 Issue Date: 09/27/2024  
 Manufacturer: COOPER LIGHTING SOLUTIONS  
 Product Line: Streetworks  
 Catalog Number: **MEM2-HTN-VA-30-830-U-WQ**  
 Description: EPIC MODERN VISUAL COMFORT 30W WAVESTREAM WIDE

**Spectral Parameters**

CCT (K): 2984  
 CIE u': 0.2500  
 CIE v': 0.5264  
 Duv: 0.0033  
 CIE x: 0.4431  
 CIE y: 0.4147  
 CIE z: 0.1422  
 Peak Wavelength (nm): 601  
 Dominant Wavelength (nm): 581  
 Purity: 57.4798  
 Rf: 85.8  
 Rg: 94.1

CRI (Ra):	81.8		
R1:	79.4	R9:	-1.1
R2:	89.9	R10:	78.4
R3:	96.6	R11:	80.8
R4:	80.6	R12:	72.8
R5:	80.1	R13:	81.7
R6:	88.9	R14:	98.5
R7:	82.6	R15:	70.2
R8:	56.0		



**Test Conditions**

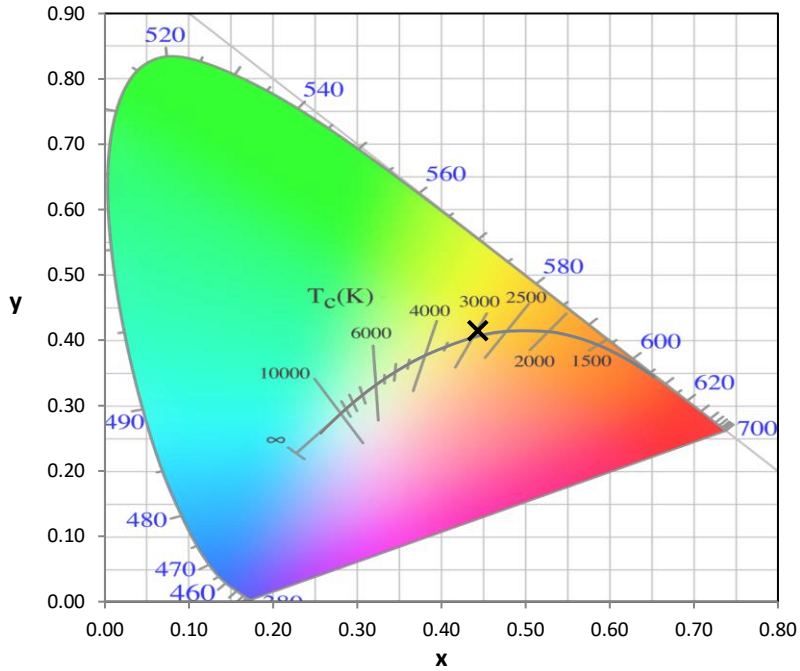
Stabilization Time: 29M  
 Operation Time: 1H 29M  
 Sphere Temperature (°C): 25.2

REPORT NUMBER: SP1-2407-176-7

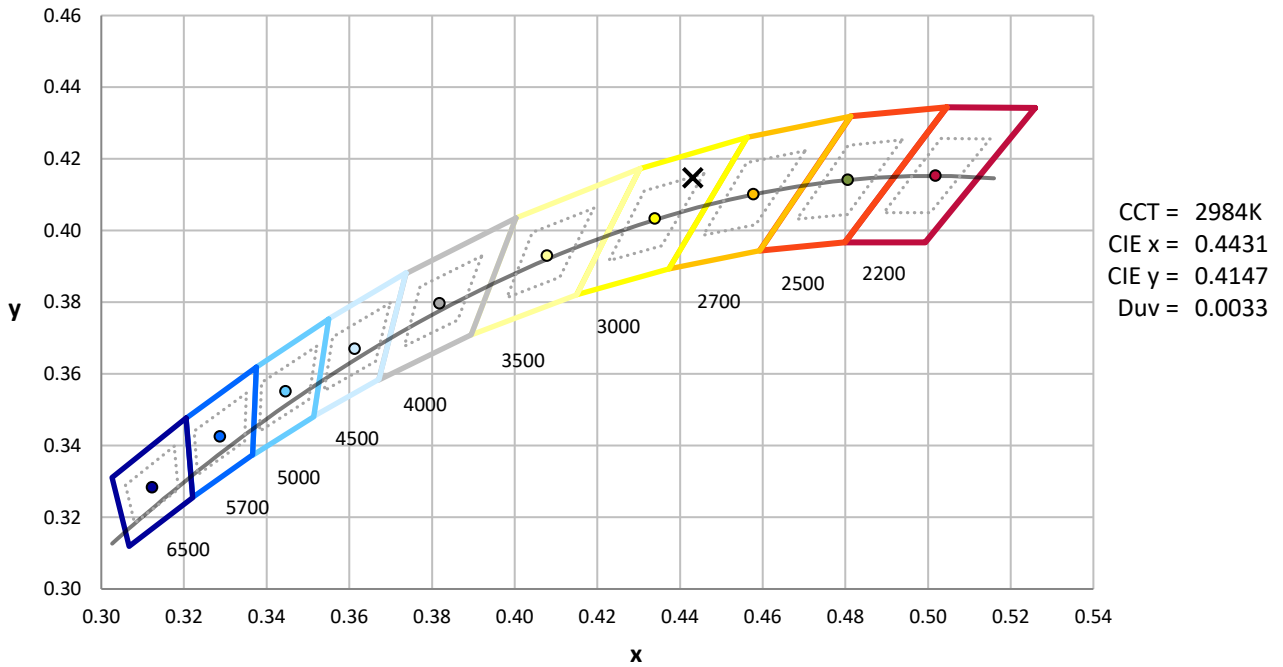
Measurement and Test Equipment			
Instrument	Identification Number	Calibration Date	Calibration Due Date
Photometer	IN0058	6/18/2024	12/18/2024
Power Meter	INXT2011004	2/8/2024	2/8/2025
AC Power Source	IN0063	10/24/2023	10/24/2024
DC Power Source	IN0208	10/24/2023	10/24/2024
Sphere Thermometer	IN0085	10/24/2023	10/24/2024
Room Thermometer	IN0046	10/24/2023	10/24/2024

REPORT NUMBER: SP1-2407-176-7

**CIE 1931 Chromaticity Diagram**



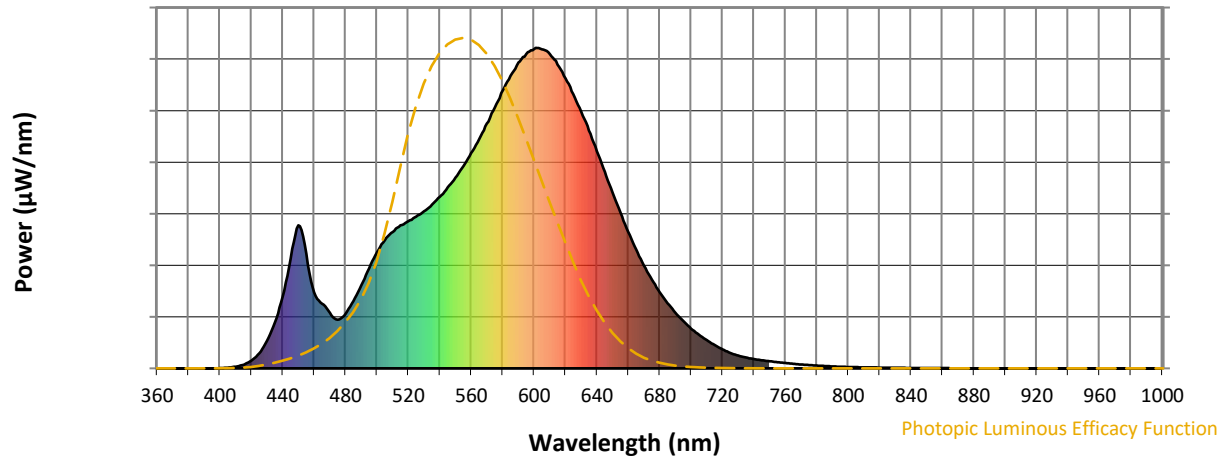
**CIE 1931 Chromaticity Diagram with 2017 ANSI 7-Step and 4-Step Quadrangles**



Point lies inside the ANSI 3000K 4-step quadrangle

REPORT NUMBER: SP1-2407-176-7

**Photopic Flux vs. Wavelength**

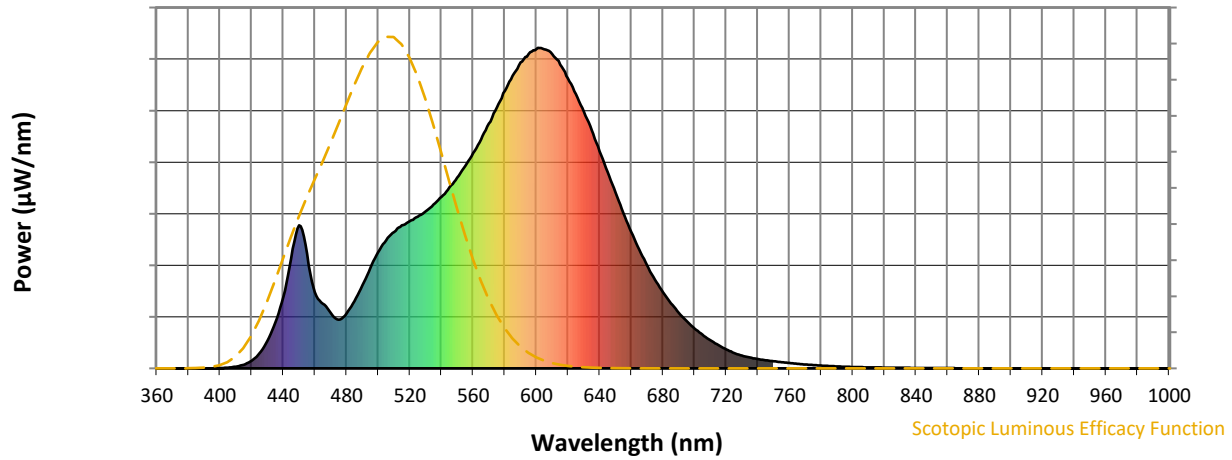


**Photopic Lumens: NR**

λ (nm)	Power W <sup>^</sup> /nm	Lumens (φ/nm)	λ (nm)	Power W <sup>^</sup> /nm	Lumens (φ/nm)	λ (nm)	Power W <sup>^</sup> /nm	Lumens (φ/nm)	λ (nm)	Power W <sup>^</sup> /nm	Lumens (φ/nm)	λ (nm)	Power W <sup>^</sup> /nm	Lumens (φ/nm)
360	0	NR	490	260	NR	620	905	NR	750	22	NR	880	0	NR
365	0	NR	495	312	NR	625	856	NR	755	19	NR	885	0	NR
370	0	NR	500	362	NR	630	801	NR	760	17	NR	890	0	NR
375	0	NR	505	399	NR	635	742	NR	765	14	NR	895	0	NR
380	0	NR	510	425	NR	640	677	NR	770	12	NR	900	0	NR
385	0	NR	515	446	NR	645	613	NR	775	10	NR	905	0	NR
390	0	NR	520	459	NR	650	549	NR	780	9	NR	910	0	NR
395	0	NR	525	473	NR	655	485	NR	785	7	NR	915	0	NR
400	1	NR	530	490	NR	660	425	NR	790	6	NR	920	0	NR
405	2	NR	535	511	NR	665	371	NR	795	5	NR	925	0	NR
410	5	NR	540	535	NR	670	321	NR	800	4	NR	930	0	NR
415	11	NR	545	565	NR	675	276	NR	805	4	NR	935	0	NR
420	24	NR	550	595	NR	680	238	NR	810	3	NR	940	0	NR
425	47	NR	555	631	NR	685	203	NR	815	3	NR	945	0	NR
430	86	NR	560	672	NR	690	174	NR	820	2	NR	950	0	NR
435	144	NR	565	715	NR	695	148	NR	825	2	NR	955	0	NR
440	224	NR	570	763	NR	700	124	NR	830	2	NR	960	0	NR
445	342	NR	575	814	NR	705	105	NR	835	2	NR	965	0	NR
450	446	NR	580	866	NR	710	88	NR	840	1	NR	970	0	NR
455	357	NR	585	912	NR	715	73	NR	845	1	NR	975	0	NR
460	237	NR	590	954	NR	720	59	NR	850	1	NR	980	0	NR
465	202	NR	595	981	NR	725	48	NR	855	1	NR	985	0	NR
470	172	NR	600	996	NR	730	40	NR	860	1	NR	990	0	NR
475	152	NR	605	996	NR	735	34	NR	865	1	NR	995	0	NR
480	171	NR	610	980	NR	740	29	NR	870	0	NR	1000	0	NR
485	210	NR	615	947	NR	745	25	NR	875	0	NR			

REPORT NUMBER: SP1-2407-176-7

**Scotopic Flux vs. Wavelength**



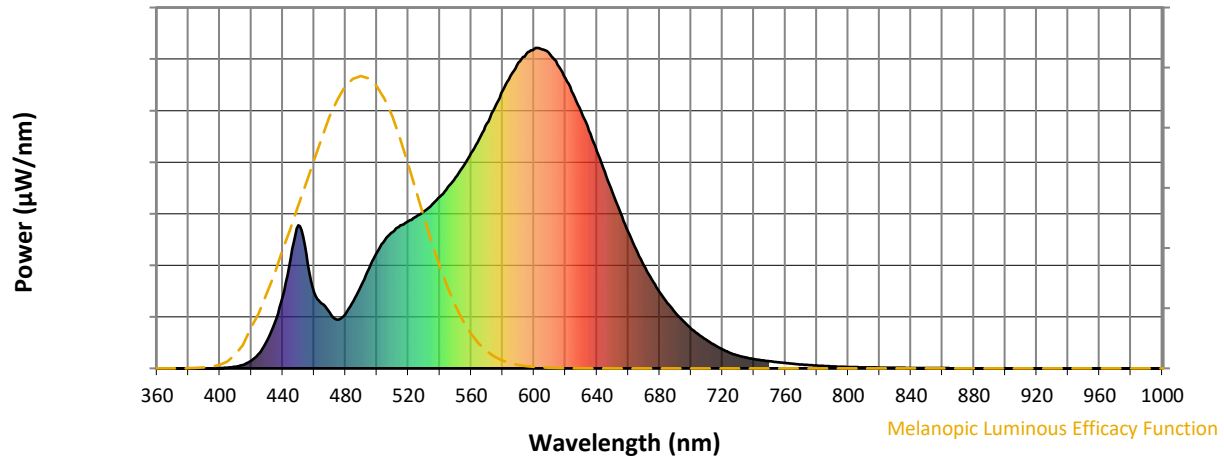
**Scotopic Lumens: NR**

**S/P: 1.32**

λ (nm)	Power W <sup>^</sup> /nm	Lumens (φ/nm)	λ (nm)	Power W <sup>^</sup> /nm	Lumens (φ/nm)	λ (nm)	Power W <sup>^</sup> /nm	Lumens (φ/nm)	λ (nm)	Power W <sup>^</sup> /nm	Lumens (φ/nm)	λ (nm)	Power W <sup>^</sup> /nm	Lumens (φ/nm)
360	0	NR	490	260	NR	620	905	NR	750	22	NR	880	0	NR
365	0	NR	495	312	NR	625	856	NR	755	19	NR	885	0	NR
370	0	NR	500	362	NR	630	801	NR	760	17	NR	890	0	NR
375	0	NR	505	399	NR	635	742	NR	765	14	NR	895	0	NR
380	0	NR	510	425	NR	640	677	NR	770	12	NR	900	0	NR
385	0	NR	515	446	NR	645	613	NR	775	10	NR	905	0	NR
390	0	NR	520	459	NR	650	549	NR	780	9	NR	910	0	NR
395	0	NR	525	473	NR	655	485	NR	785	7	NR	915	0	NR
400	1	NR	530	490	NR	660	425	NR	790	6	NR	920	0	NR
405	2	NR	535	511	NR	665	371	NR	795	5	NR	925	0	NR
410	5	NR	540	535	NR	670	321	NR	800	4	NR	930	0	NR
415	11	NR	545	565	NR	675	276	NR	805	4	NR	935	0	NR
420	24	NR	550	595	NR	680	238	NR	810	3	NR	940	0	NR
425	47	NR	555	631	NR	685	203	NR	815	3	NR	945	0	NR
430	86	NR	560	672	NR	690	174	NR	820	2	NR	950	0	NR
435	144	NR	565	715	NR	695	148	NR	825	2	NR	955	0	NR
440	224	NR	570	763	NR	700	124	NR	830	2	NR	960	0	NR
445	342	NR	575	814	NR	705	105	NR	835	2	NR	965	0	NR
450	446	NR	580	866	NR	710	88	NR	840	1	NR	970	0	NR
455	357	NR	585	912	NR	715	73	NR	845	1	NR	975	0	NR
460	237	NR	590	954	NR	720	59	NR	850	1	NR	980	0	NR
465	202	NR	595	981	NR	725	48	NR	855	1	NR	985	0	NR
470	172	NR	600	996	NR	730	40	NR	860	1	NR	990	0	NR
475	152	NR	605	996	NR	735	34	NR	865	1	NR	995	0	NR
480	171	NR	610	980	NR	740	29	NR	870	0	NR	1000	0	NR
485	210	NR	615	947	NR	745	25	NR	875	0	NR			

REPORT NUMBER: SP1-2407-176-7

**Melanopic Flux vs. Wavelength**



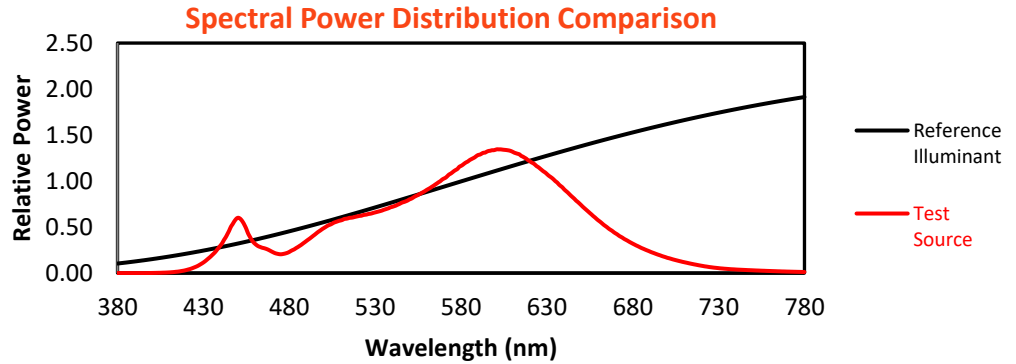
**Melanopic Lumens: NR**

**M/P: 2.51**

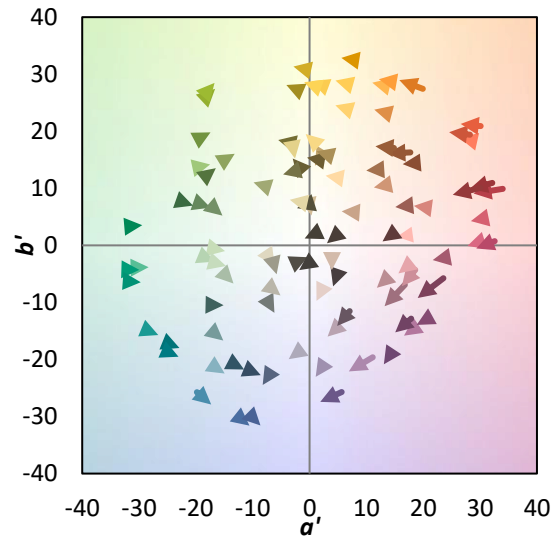
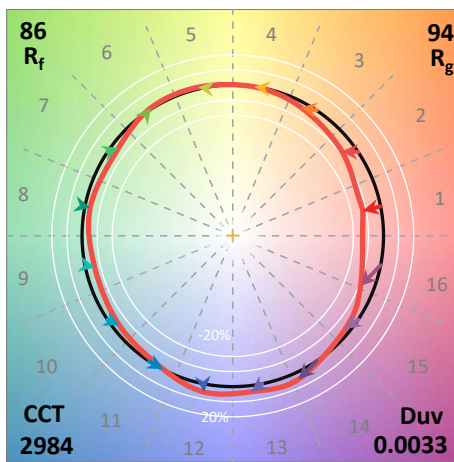
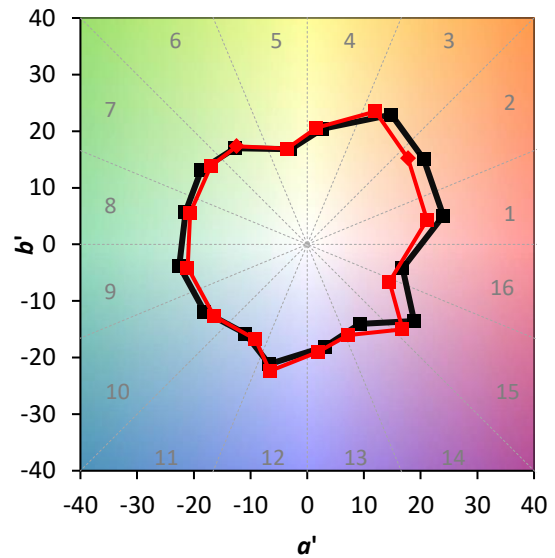
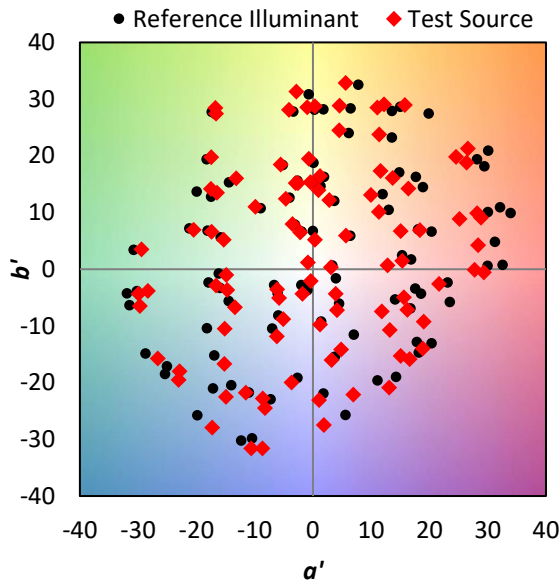
λ (nm)	Power W <sup>^</sup> /nm	Lumens (φ/nm)	λ (nm)	Power W <sup>^</sup> /nm	Lumens (φ/nm)	λ (nm)	Power W <sup>^</sup> /nm	Lumens (φ/nm)	λ (nm)	Power W <sup>^</sup> /nm	Lumens (φ/nm)	λ (nm)	Power W <sup>^</sup> /nm	Lumens (φ/nm)
360	0	NR	490	260	NR	620	905	NR	750	22	NR	880	0	NR
365	0	NR	495	312	NR	625	856	NR	755	19	NR	885	0	NR
370	0	NR	500	362	NR	630	801	NR	760	17	NR	890	0	NR
375	0	NR	505	399	NR	635	742	NR	765	14	NR	895	0	NR
380	0	NR	510	425	NR	640	677	NR	770	12	NR	900	0	NR
385	0	NR	515	446	NR	645	613	NR	775	10	NR	905	0	NR
390	0	NR	520	459	NR	650	549	NR	780	9	NR	910	0	NR
395	0	NR	525	473	NR	655	485	NR	785	7	NR	915	0	NR
400	1	NR	530	490	NR	660	425	NR	790	6	NR	920	0	NR
405	2	NR	535	511	NR	665	371	NR	795	5	NR	925	0	NR
410	5	NR	540	535	NR	670	321	NR	800	4	NR	930	0	NR
415	11	NR	545	565	NR	675	276	NR	805	4	NR	935	0	NR
420	24	NR	550	595	NR	680	238	NR	810	3	NR	940	0	NR
425	47	NR	555	631	NR	685	203	NR	815	3	NR	945	0	NR
430	86	NR	560	672	NR	690	174	NR	820	2	NR	950	0	NR
435	144	NR	565	715	NR	695	148	NR	825	2	NR	955	0	NR
440	224	NR	570	763	NR	700	124	NR	830	2	NR	960	0	NR
445	342	NR	575	814	NR	705	105	NR	835	2	NR	965	0	NR
450	446	NR	580	866	NR	710	88	NR	840	1	NR	970	0	NR
455	357	NR	585	912	NR	715	73	NR	845	1	NR	975	0	NR
460	237	NR	590	954	NR	720	59	NR	850	1	NR	980	0	NR
465	202	NR	595	981	NR	725	48	NR	855	1	NR	985	0	NR
470	172	NR	600	996	NR	730	40	NR	860	1	NR	990	0	NR
475	152	NR	605	996	NR	735	34	NR	865	1	NR	995	0	NR
480	171	NR	610	980	NR	740	29	NR	870	0	NR	1000	0	NR
485	210	NR	615	947	NR	745	25	NR	875	0	NR			

**Summary**

$R_f = 85.8$   
 $R_g = 94.1$   
 $CIE R_a = 81.8$   
 $R_9 = -1.1$

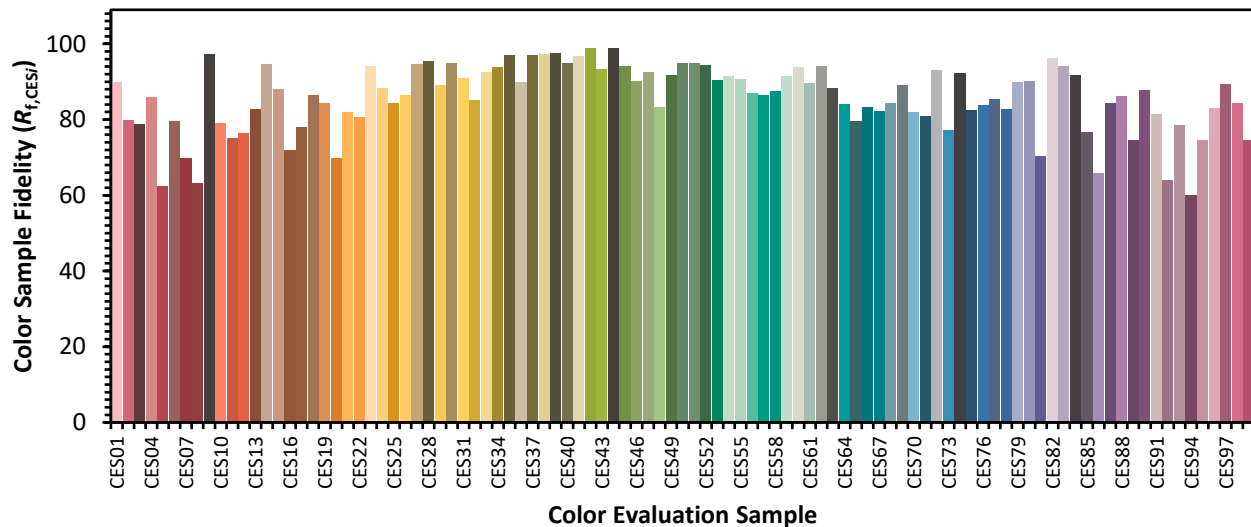


**Color Vector Graphics**



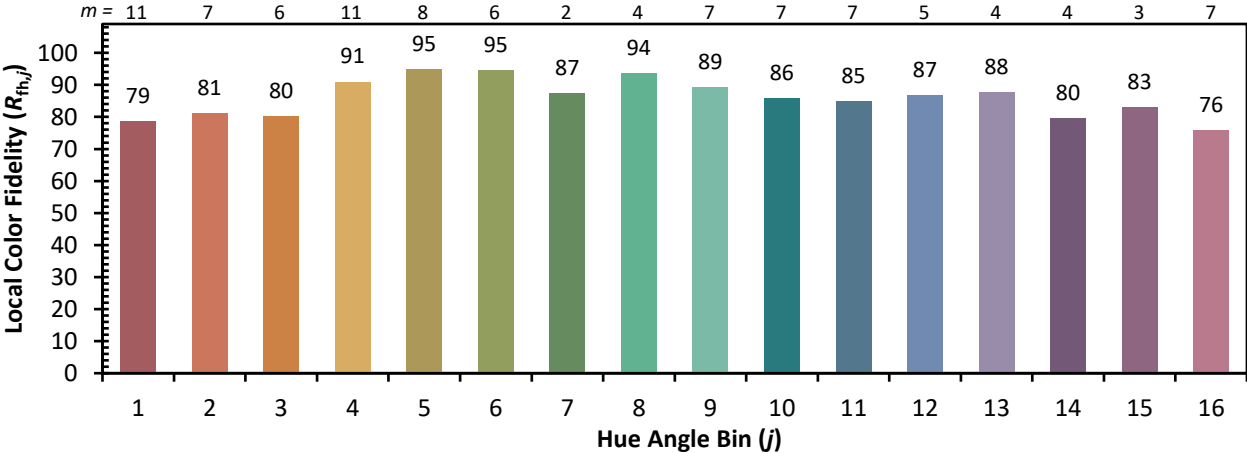
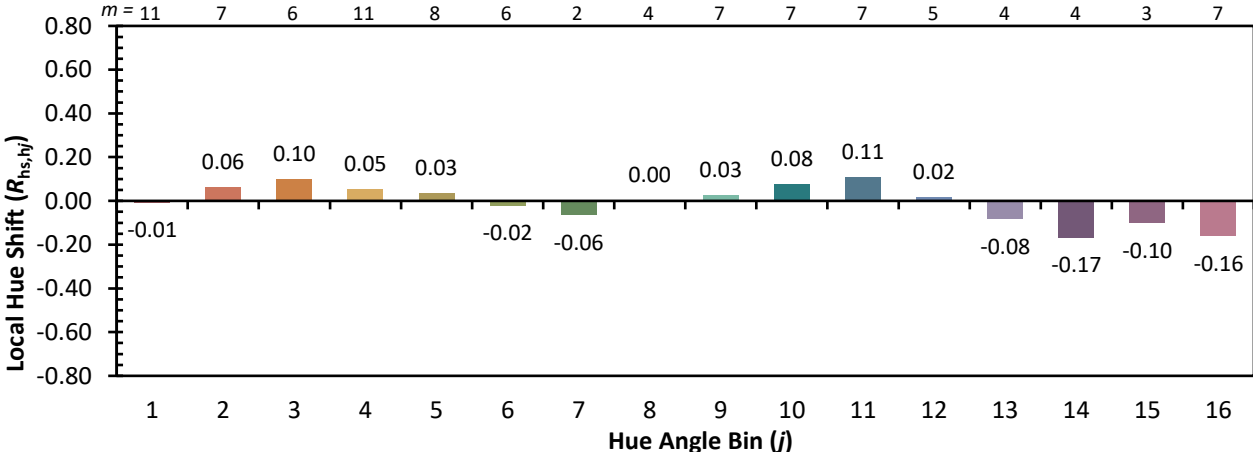
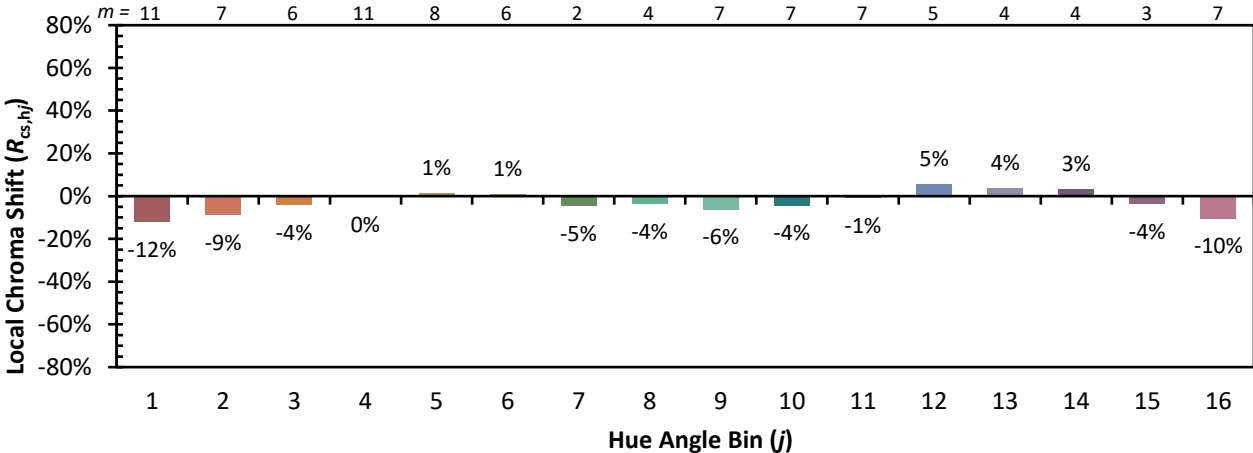
Individual Sample Fidelity Index ( $R_{f,i}$ )

CES01 = 86	CES26 = 86	CES51 = 95	CES76 = 84
CES02 = 63	CES27 = 95	CES52 = 94	CES77 = 86
CES03 = 31	CES28 = 95	CES53 = 90	CES78 = 83
CES04 = 70	CES29 = 89	CES54 = 91	CES79 = 90
CES05 = 50	CES30 = 95	CES55 = 91	CES80 = 90
CES06 = 51	CES31 = 91	CES56 = 87	CES81 = 70
CES07 = 42	CES32 = 85	CES57 = 86	CES82 = 96
CES08 = 41	CES33 = 93	CES58 = 87	CES83 = 94
CES09 = 29	CES34 = 94	CES59 = 92	CES84 = 92
CES10 = 76	CES35 = 97	CES60 = 94	CES85 = 77
CES11 = 59	CES36 = 90	CES61 = 90	CES86 = 66
CES12 = 65	CES37 = 97	CES62 = 94	CES87 = 84
CES13 = 43	CES38 = 97	CES63 = 88	CES88 = 86
CES14 = 74	CES39 = 98	CES64 = 84	CES89 = 75
CES15 = 72	CES40 = 95	CES65 = 80	CES90 = 88
CES16 = 47	CES41 = 97	CES66 = 83	CES91 = 81
CES17 = 50	CES42 = 99	CES67 = 82	CES92 = 64
CES18 = 56	CES43 = 93	CES68 = 84	CES93 = 79
CES19 = 72	CES44 = 99	CES69 = 89	CES94 = 60
CES20 = 67	CES45 = 94	CES70 = 82	CES95 = 74
CES21 = 87	CES46 = 90	CES71 = 81	CES96 = 83
CES22 = 79	CES47 = 93	CES72 = 93	CES97 = 89
CES23 = 92	CES48 = 83	CES73 = 77	CES98 = 84
CES24 = 91	CES49 = 92	CES74 = 92	CES99 = 75
CES25 = 72	CES50 = 95	CES75 = 83	

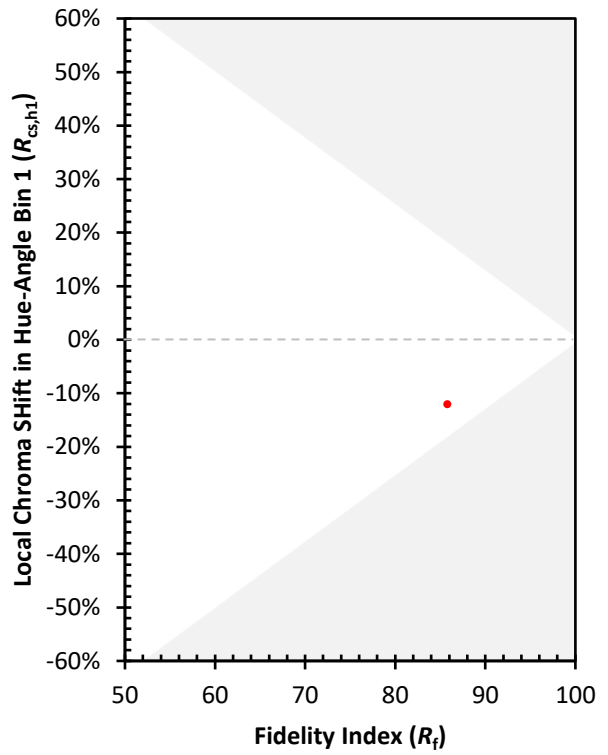
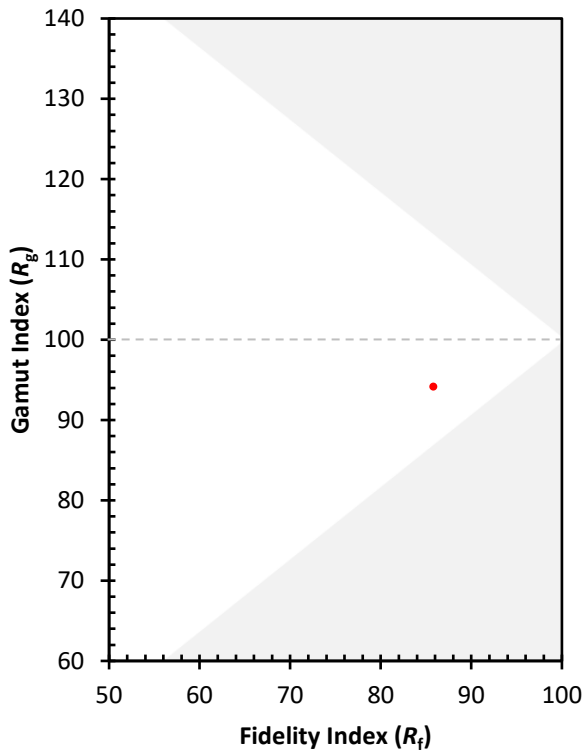




Color Rendition by Hue-Angle Bin



Measure Comparisons



(END OF REPORT)